


Semi-custom order series

GLM-AP

Linear Motor Actuator

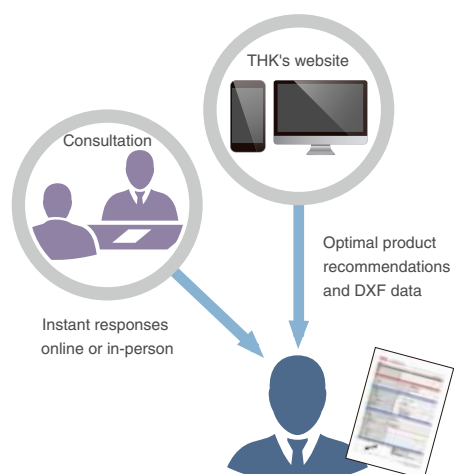


Three Key Features

1 Frequently requested specifications are now **standard options**, making it **even easier** to select a linear motor actuator.

2 Choosing scaleless specifications will **reduce the cost** of the linear motor actuator.

3 Quotes and CAD data are available in as little as **one day**.



Applications

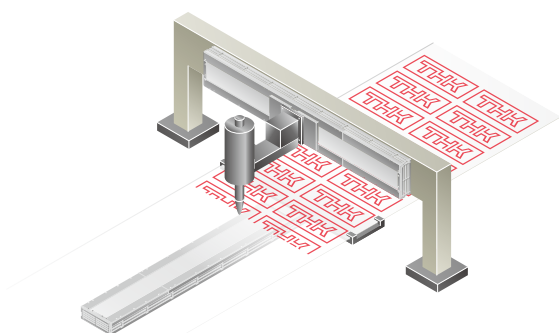
Liquid crystal

Electronic components

Automobile components

Medicine

General industry



Benefits

- Highly consistent speed
- Compatible with multiple sliders



Benefits

- Supports high-speed transportation with long strokes
- Compatible with multiple sliders



Benefits

- High positioning accuracy
- Capable of rapid acceleration/deceleration
- Low dust generation



Benefits

- Supports high-speed transportation with long strokes
- Highly suited for clean environments
- Compatible with multiple sliders

Model Number Configuration

Model	Number of sliders/ Count-up direction ¹	Stroke ²	Encoder	Driver ³	Cover	Sensor ⁴	Cable chain	Cable length ⁵	LM Guide option	Grease/ Anti-rust oil ⁶
GLM15AP	SL	0300	A	M4	C	2	Q1	03	D	EE

GLM15AP	(Example) SL: 1 S type slider/ Left direction	(Example) 0300: 300 mm	A: Absolute	M4: Mitsubishi J4 SSCNET III/H	C: Cover	2: Photo sensor	Q1: igus E6.29	03: 3 m	D: AP-C coating	E: AFE-CA/ Anti-rust oil
GLM20AP	Slider Type: GLM15AP: S, M GLM20AP: S, M, L	GLM15AP: 0120 to 1940: 120 mm to 1940 mm	L: Scaleless	MN: No driver (To be prepared by the customer)	N: None	H: Proximity sensor A L: Proximity sensor B J: Proximity sensor C M: Proximity sensor D N: None	N: None	05: 5 m 10: 10 m 15: 15 m N: None	N: None	EE: AFE-CA F: AFF/ Anti-rust oil FF: AFF J: AFJ/ Anti-rust oil JJ: AFJ
	Number of Sliders: 1 or 2	GLM20AP: 0120 to 2650: 120 mm to 2650 mm		T: THK TDP						
	Count-Up Direction:									
	L: Left									
	R: Right									
	I: Inward (for 2 sliders)									
	O: Outward (for 2 sliders)									

¹ Contact THK for details about the count-up direction.

² Please refer to the back page for information about the stroke. Contact THK for details.

³ For MN, please prepare a Mitsubishi servo amplifier. Contact THK for details about the amplifier model to order.

⁴ Proximity sensor A: A contact x3

Proximity sensor B: B contact x3

Proximity sensor C: A contact x1, B contact x2

Proximity sensor D: A contact x1, B contact x2 (PNP)

⁵ The cable length refers to the distance between the mechanical part and the driver.

⁶ AFE-CA: For clean room use (low dust generation)

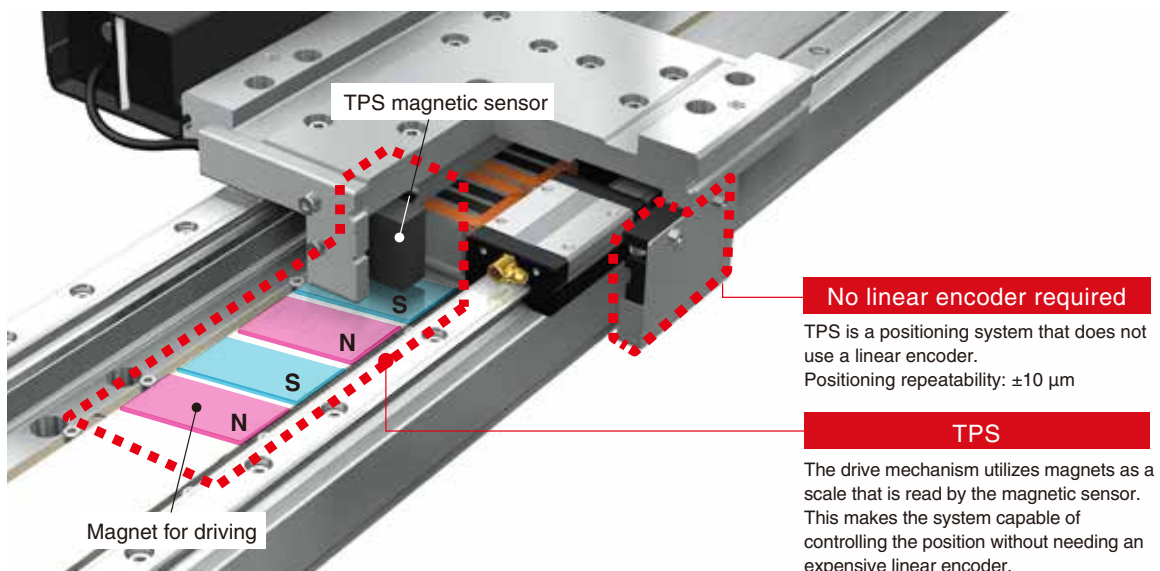
AFF: For clean room use (stable rolling resistance)

AFJ: General environments and high-speed applications (low sliding resistance when driven at high speeds)

Customization Overview

Specification	Mechatronic part		Control unit	
	Linear encoder	Driver	Communication method	
GLM15AP GLM20AP	Scaleless	MR-J4 (Mitsubishi)	SSCNET III/H	
		TDP (THK)	Pulse	
	Absolute	MR-J4 (Mitsubishi)	SSCNET III/H	

● Scaleless Specifications



Product Specifications

		GLM15AP		GLM20AP		
		S	M	S	M	L
Stroke (mm)	1 slider	300 to 1940	220 to 1860	130 to 2650	160 to 2500	200 to 2360
	2 sliders	120 to 1760	200 to 1600	240 to 2400	120 to 2100	200 to 1820
Maximum thrust (N)		152	283	312	573	893
Rated thrust (N)		42	89	108	202	320
Maximum speed (mm/s)		3000		4000 ¹		
Positioning repeatability (mm)		±0.001 (absolute)/±0.01 (scaleless)				
Maximum load capacity ² (kg)		20	39	42	79	125

1 When selecting M4 (Mitsubishi MRJ4) or MN (No driver) for the driver and A (Absolute) for the linear encoder, the maximum speed will be 4 m/s.

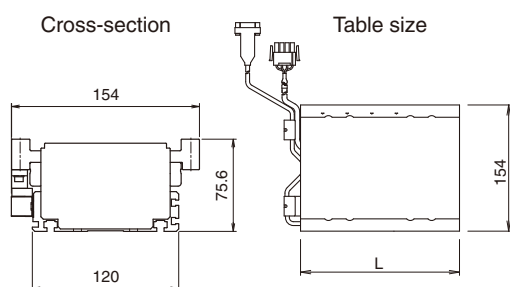
The maximum speed for any other combination will be 3 m/s.

2 The maximum load capacity is the weight the system can transport at an acceleration of 0.5 G and a maximum achieved speed of 1 m/s.

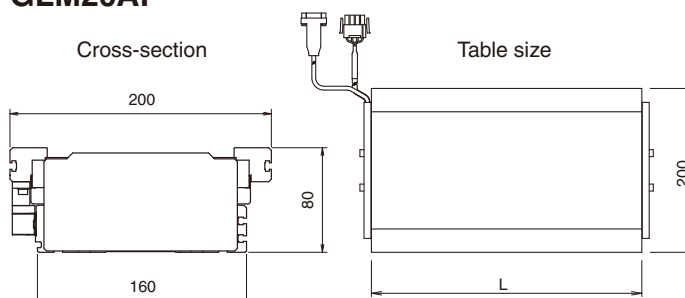
Changing the usage conditions will affect the maximum load capacity. THK can perform this calculation upon request.

Model Configurations

GLM15AP



GLM20AP



Unit: mm

	GLM15AP		GLM20AP		
	S	M	S	M	L
Table size L	116	194	180	330	470

Full-Cover Type Introduction

● Full-Cover ULM15/20

This product is perfect for using near devices that generate dust or in equipment that needs to be completely covered in order to ensure worker safety.

Contact THK for details.



ULM15/ULM20

Contact:

THK CO., LTD.

IOT Innovation Division

2-12-10 Shibaura, Minato-ku, Tokyo

Phone: +81-3-5730-3932

www.thk.com