


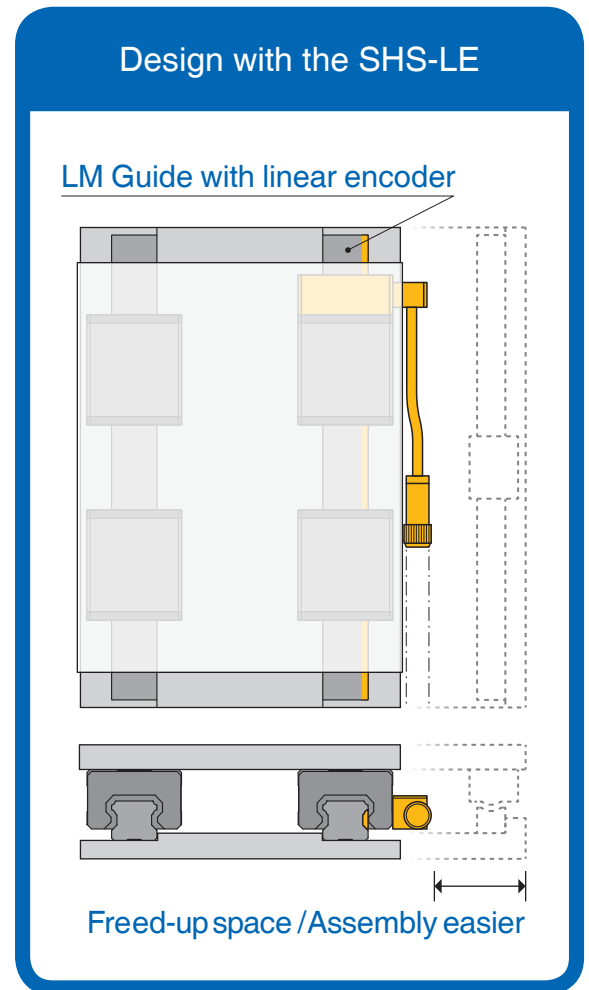
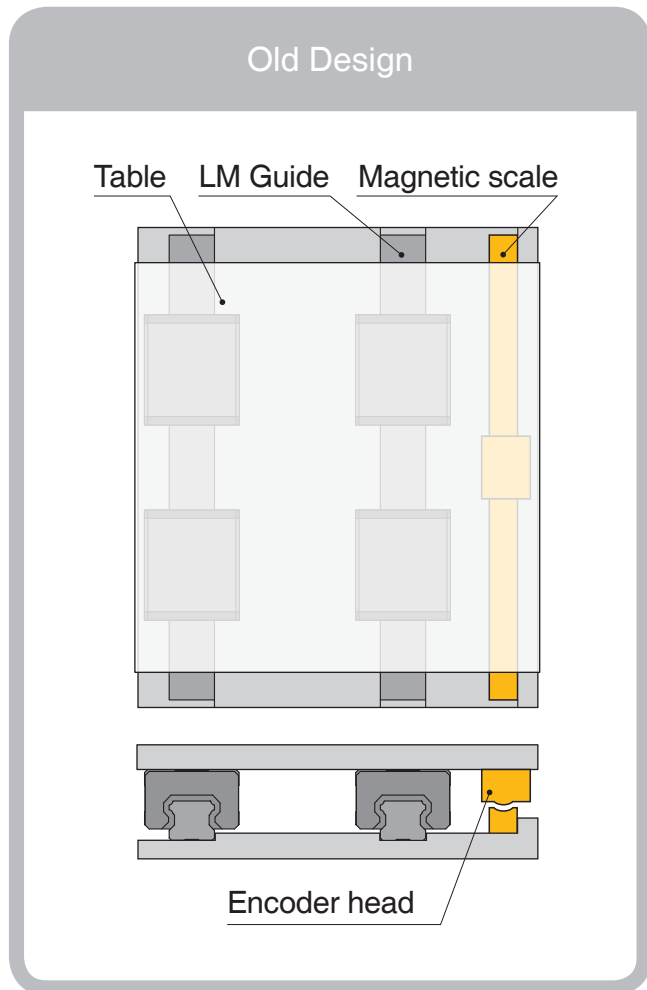
LM Guide with Linear Encoder

SHS-LE

Enables Compact Machine Designs



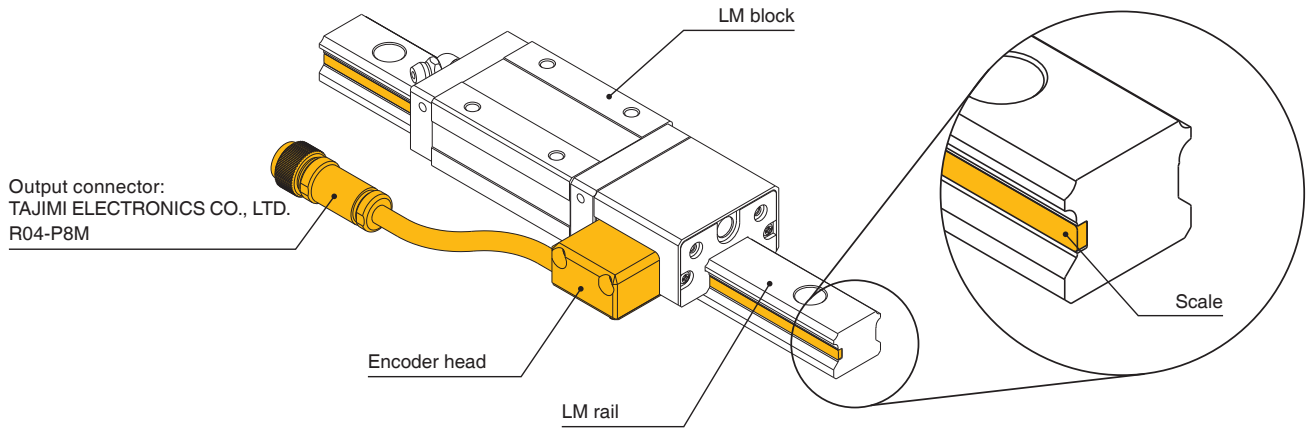
- Combines the global standard Model SHS and a THK linear encoder
- Makes design and assembly easier (see below)
- Enables compact machine designs (see below)



The images are illustrative examples of LM Guide installations.

- Makes design and assembly easier because magnetic scale is not required
- Enables compact machine designs

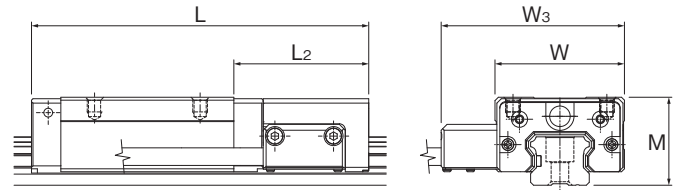
Components/Structure



Shapes of Connector and Pin assignment

Pin assignment		Pin signal	
		Encoder	Extension cable (output side)
<p>Round connector 8-pin</p>	<p>D-Sub 15 pin</p>	A=+5V	2=SG
		B=PA	5=/PB
		C=/PA	6=/PA
		D=SG	7=+5V
		E=PB	8=+5V
		F=/PB	9=SG
		G= -	13=PB
		H=FG	14=PA

Dimensions/Lineup



Unit: mm

Linear Encoder Specifications

Encoder	Incremental magnetic encoder
Resolution(μm)	1/5/10
Positioning repeatability	± Resolution or less
Power supply	5V ± 5%
Output	Incremental A-B phase differential output EIA-422 line driver
Encoder head protection rating	IP67
Cable length (mm)	500 (extension cables are available)
Standard compliance	CE

Model No.		Height M	Width		Length	
			W	W ₃	L	L ₂
SHS20LE	C (LC)	30	63	72	115(134)	46
	V (LV)	30	44	62.5	115(134)	46
SHS25LE	C (LC)	36	70	76.3	129(146)	47.5
	R (LR)	40	48	65.3	129(146)	47.5
	V (LV)	36	48	65.3	129(146)	47.5
SHS30LE	C (LC)	42	90	88.3	143(168)	50
	R (LR)	45	60	73.3	143(168)	50
	V (LV)	42	60	73.3	143(168)	50
SHS35LE	C (LC)	48	100	96	162(192)	54.5
	R (LR)	55	70	81	162(192)	54.5
	V (LV)	48	70	81	162(192)	54.5
SHS45LE	C (LC)	60	120	111.3	180(214)	57
	R (LR)	70	86	94.3	180(214)	57
	V (LV)	60	86	94.3	180(214)	57

THK CO., LTD.

Headquarters 2-12-10 Shibaura, Minato-ku, Tokyo 108-8506 Japan

International Sales Department Phone: +81-3-5730-3860

www.thk.com